

Spacing and induction: Application to exemplars presented as auditory and visual text

Norehan Zulkipli^{a,*}, John McLean^a, Jennifer S. Burt^a, Debra Bath^b

^a University of Queensland, Australia

^b Griffith University, Australia

ARTICLE INFO

Article history:

Received 10 February 2011

Received in revised form

8 November 2011

Accepted 10 November 2011

Keywords:

Spacing effect

Inductive learning

Category learning

Category induction

Category discrimination

ABSTRACT

It is an established finding that spacing repetitions generally facilitates memory for the repeated events. However, the effect of spacing of exemplars on inductive learning is not really known. Two experiments using textual material were conducted to investigate the effect of spacing on induction. Experiment 1 and 2 extended the generality of recently observed spacing benefits to texts, regardless of whether they were visually or aurally presented. Interestingly, participants in both experiments judged massing to be more effective than spacing though their performance showed the opposite. Possible explanations for the superiority of the spaced condition over the massed condition in inductive learning, practical implications of the present study and suggestions for future research are discussed.

© 2011 Elsevier Ltd. All rights reserved.

1. Introduction

Inductive learning involves the process of learning by example. In inductive learning, students learn a set of exemplars of a category and try to induce a general concept from this set of observed exemplars. For example, children learn that a dark green exemplar and a light green exemplar belong to the same category of colour, green, after a series of exposures to the different colour tones of green that exist in their world. Inductive learning is one of the many ways that can be used to learn concepts and categories. Very few studies have been conducted to investigate the effect of spacing on inductive learning to date and they have produced mixed findings. The present studies, using textual materials, aimed to further examine the impact of spacing on inductive learning of categories or concepts.

The spacing effect has more generally been the subject of interest in a plethora of research studies since the late 1800's (Ebbinghaus, 1964). The effect demonstrates the situation whereby memory is enhanced when learning events are distributed across time, rather than massing them together (e.g., Cepeda, Pashler, Vul, Wixted, & Rohrer, 2006; Donovan & Radosevich, 1999; Melton,

1970). Hundreds of articles in the memory literature, including a number of reviews (e.g., Dempster, 1996) and meta-analyses (e.g., Cepeda et al., 2006; Donovan & Radosevich, 1999) have found a spacing effect across a wide variety of tasks and contexts, as well as showing its benefit in learning and memory. Research has found that the spacing effect holds for many different types of stimuli which include nonsense syllables (e.g., Ebbinghaus, 1985/1913), pictures (e.g., Hintzman & Rogers, 1973), words (e.g., Glenberg & Lehmann, 1980), sentences (e.g., Rothkopf & Coke, 1966) and faces (e.g., Cornell, 1980). Additionally, the benefits of spacing have been found in experiments that involved learning complex judgement tasks (e.g., Helsdingen, Van Gog, & Van Merriënboer, 2011).

Although numerous past studies have been conducted to investigate the spacing effect, the majority of those studies have focused on investigating the spacing effect using pure memory experiments—that is, testing the effect on memory retention of repeatedly presented items (e.g., words or pictures) that participants have learnt earlier during the study phase. In a typical study that tests the spacing effect, participants are asked to remember words that are presented multiple times with a variable degree of spacing between them, and at the end of the session, participants are asked to free recall the words (e.g., Childers & Tomasello, 2002; Rea & Modigliani, 1987; Toppino, 1993).

In inductive learning studies, participants are typically asked to study a series of exemplars from a number of categories which are presented either in massed or spaced fashion, and later their

* Corresponding author. School of Psychology, University of Queensland, QLD 4072, Australia. Tel.: +61 412 946 571; fax: +61 733654466.

E-mail address: norehan.zulkipli@uqconnect.edu.au (N. Zulkipli).

induction is tested by asking the participants to indicate to which category each novel exemplar belongs (e.g., Kornell & Bjork, 2008). Studies that investigated the effect of spacing on inductive learning have produced contradictory results. In two earlier studies, massing was superior to spacing (Gagne, 1950, who used four categories of nonsense-figure/nonsense-syllable pairs; Kurtz & Hovland, 1956, who used four categories of drawings). Less direct evidence that massing facilitates induction comes from experiments that compared exact and non-exact repetitions (e.g., Appleton-Knapp, Bjork, & Wickens, 2005; Dellarosa, & Bourne, 1985; Glover & Corkill, 1987; Melton, 1970), and research on motor learning which involved learning complex motor skills (Wulf & Shea, 2002). Interestingly, recent studies have shown the opposite finding, that induction profited from spacing (Kang & Pashler, in press; Kornell & Bjork, 2008; Kornell, Castel, Eich, & Bjork, 2010; Vlach, Sandhofer, & Kornell, 2008; Wahlheim, Dunlosky, & Jacoby, 2011). Specifically in their experiments, Kornell and Bjork (2008), Kornell et al. (2010), and Kang and Pashler (in press) used paintings from different artists, Vlach et al. (2008) used different categories of novel objects which were constructed using arts and craft supplies and objects from hardware stores, whereas Wahlheim et al. (2011) used different categories of bird families.

Surprisingly, Kornell and colleagues (i.e., Kornell & Bjork, 2008; Kornell et al., 2010) found that the majority of their participants reported massing to be more effective than spacing though their performance showed the opposite, and this finding was extended to the older population in the Kornell et al.'s (2010) study. This finding is consistent with the view that people's access to their complex mental processes is not very accurate (Nisbett & Wilson, 1977). Nisbett and Wilson argued that typically, we are conscious of the products of our thinking, but only vaguely conscious of the process of our thinking (Nisbett & Wilson, 1977). Thus, in judging whether it was massing or spacing that had helped in learning more, participants in Kornell and Bjork (2008), and Kornell et al. (2010) may have known that they had learnt the categories of artists but may only have had a vague idea of how they learnt them. Prior to conducting the present study, we performed a pilot study to replicate Kornell and Bjork's (2008) experiment with paintings, and our results validated their findings in both the participants' performance and their judgements about massing. This successful replication led to the present attempt to generalise the spacing effect found in Kornell and Bjork's (2008) experiment to textual materials.

Several theories and explanations have been given to explain the spacing effect on inductive learning. Vlach et al. (2008) argued that spacing allows time for forgetting, and forgetting helps to promote abstraction. In induction, when participants were required to identify items that had not been previously presented, abstract memories (of categories) may have helped (Vlach et al., 2008). Additionally, Kornell and Bjork (2008) argued that the interleaving of exemplars that was intrinsic to the spaced condition might have fostered and enhanced discrimination learning, or facilitated comparison and contrast, which gave an advantage to spacing.

1.1. The present study

The specific aim of the present study was to investigate whether the spacing effect in inductive learning generalises to textual materials. Two experiments using visually presented texts (Experiment 1) and aurally presented texts (Experiment 2) were conducted to examine whether or not the effect of spacing can be generalised to texts. The methods followed those developed by Kornell and Bjork (2008) using paintings. Textual presentation is important because of its educational relevance to university teaching and learning. Besides pictures, visually and aurally

presented texts are commonly used to present information, as in a lecture or speech, and understanding which text presentation method (spaced condition or massed condition) works best will be beneficial to students. As mentioned previously, the focus was on the inductive learning that occurs during category learning.

1.2. Hypotheses

Based on a view that the spacing effect in induction observed by Kornell and Bjork (2008) is not restricted to their pictorial materials, we devised the following hypotheses:

- 1) Spacing of categories would produce superior learning of categories from text descriptions presented visually than massed presentation of categories.
- 2) Spacing of categories would produce superior learning of categories from text descriptions presented aurally than massed presentation of categories.
- 3) The majority of participants would report massing to be more helpful to learning than spacing.

2. Experiment 1

Experiment 1 examined whether or not the spacing effect found in the past experiments using paintings (e.g., Kornell & Bjork, 2008) can be generalised to texts. Specifically, visually presented texts were used in this first experiment.

2.1. Method

2.1.1. Participants and design

Forty students (22 females, 18 males) from an introductory psychology class participated in the experiment for course credit. Presentation style at study (massed vs spaced) was varied within participants. Following Kornell and Bjork (2008), participants completed a presentation (study) phase, a distractor task, a test phase and a question phase. The test phase required the participants to make categorisations of exemplars not seen in the presentation phase. Items were presented in three blocks, with feedback on accuracy provided after each exemplar. With 36 cases studies from six psychopathological categories (six case studies per category), a slightly different way of arranging the cases in the learning blocks (i.e., in the presentation phase) and in the test blocks was implemented here. For each of the six psychopathological categories, three of the cases were assigned to the study phase and another three were assigned to the test phase. In the presentation phase, the 18 cases were arranged in six learning blocks (three blocks for massed presentation; three blocks for spaced presentation). The order of the blocks was 'MSMSMS' (M for massed; S for spaced). The assignment of psychological disorders to condition (massed vs. spaced) was counterbalanced over two lists. Two versions of each list were produced in which there was a different assignment of disorders to blocks. Thus, there were four lists in total. In the test phase, the 18 new cases from the six psychopathological categories were arranged in three test blocks. Each block consisted of one new case from each category, presented in a fixed order across participants.

2.1.2. Materials

The materials were 36 case studies developed from six categories of psychopathological disorders. As noted, 18 cases were used in the presentation/study phase (three cases per category) and another 18 cases were used in the test phase (three cases per category). The psychopathological disorder categories used were identified by nonsense names to minimise the effects of

participants' prior assumptions and expectations. Table 1 below illustrates the six disorder categories chosen as the basis of the case studies as well as the novel names assigned to each of the categories. Each case study was between 100 and 120 words in length and incorporated a description of a few symptoms representative of the four factors of symptoms in general: Cognitive, Behavioural, Emotional, Physical. All the case studies used in Experiment 1 were pilot-tested by ten Clinical PhD students. Samples of case studies used in Experiment 1 are provided in the Appendix.

2.1.3. Procedure

Participants were tested in a small group with a maximum of four persons per session. Participants first were instructed about the nature of the experiment that they were going to do, before they entered the presentation phase that was subject to experimental manipulation. When the participants began the presentation phase, they were first asked to read 18 case studies and study the nature of the cases. Each case was shown on a computer screen for 30 s, with the novel label of the corresponding category displayed underneath. Next, participants were asked to complete a distractor task, during which they were asked to count backward by 3 s starting from 547, for 15 s, while typing the numbers in the designated box on the computer screen. Later, participants were shown 18 new case studies in the test phase, which they had not read before, and they had to identify to which category each case belonged. During the test phase, participants were shown one case study at a time on the computer screen, with seven buttons displayed below the case study. Six of the buttons were labelled with the names of the case categories and one button was labelled 'I don't know'. Participants selected the category for each case study by clicking their computer's mouse on one of the seven buttons. Feedback was given after each response. If participants clicked on a correct category name for each displayed case study, the word 'correct' would appear in the middle of the computer screen. If they were wrong, the correct category name would be presented on the computer screen. Participants completed the test phase at their own pace. After the test phase, participants read a description about the meanings of the terms 'massed' and 'spaced' on the computer screen. They were asked, 'Which option do you think helped you learn more?' and were provided with three possible answers: 'massed', 'about the same', or 'spaced'. This question phase ended the experimental manipulation. Participation in the experiment took approximately 40 min and participants were debriefed about the experiment.

2.2. Results

A two-way repeated measures ANOVA was conducted on the data for Experiment 1. Interestingly, Experiment 1 revealed findings that were consistent with Kornell and Bjork (2008). Pertaining to Hypothesis 1, participants' performance in spaced study was

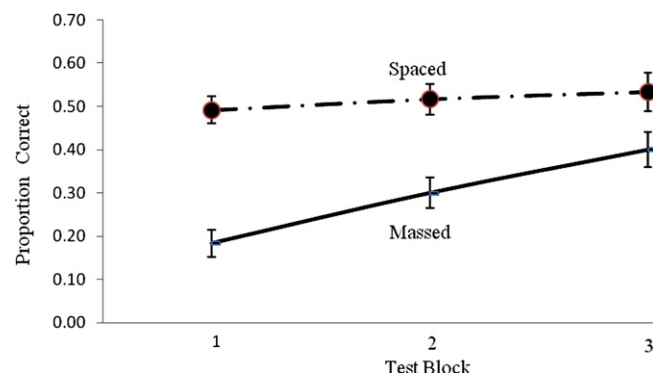


Fig. 1. Proportion of psychopathology disorder categories selected correctly on the test in Experiment 1, as a function of presentation condition (spaced or massed) and test block. Error bars represent standard errors.

significantly better than their performance in massed study, $F(1, 39) = 41.40, p < .001, \eta^2_p = .52$, and participants' performance also increased significantly across test blocks, $F(1.94, 75.90) = 7.84, p = .001, \eta^2_p = .17$ (as illustrated in Fig. 1). There was also a significant interaction between presentation condition and test block which indicates that the type of presentation style, massed and spaced, had different effects over the test blocks, $F(1.9, 74.09) = 3.68, p = .032, \eta^2_p = .09$. The interaction reflects the fact that there was less opportunity for feedback to improve performance over blocks in the spaced than in the massed condition. Table 2 shows the means and standard deviations for all test blocks in each presentation condition (i.e., massed vs. spaced) for Experiment 1.

As depicted in Fig. 2, the pattern of participants' judgements regarding which study presentation helped them learn more was similar to that obtained in Kornell and Bjork (2008), and was in line with Hypothesis 3, with a majority of 32 (80%) claiming massed was most effective, five (12.5%) claiming spaced, and three (7.5%) of the participants judging the two conditions equally effective, regardless of their performances in the two conditions (i.e., massed and spaced). A one-way Chi-square analysis was conducted to compare the proportion of participants who judged massed to be most useful with the proportion preferring the spaced condition, and the proportion affirming that the two conditions contributed equally in helping them to learn more during the study phase. The result confirmed Hypothesis 3, $\chi^2(2, N = 40) = 39.35, p < .001$. In terms of categorisation performance, 28 (70%) of the participants performed better in the spaced condition and three (7.5%) participants performed better in the massed condition, with the remainder performing equally in the two conditions.

2.3. Discussion

Students were only moderately successful in the categorisation task during the first test block, suggesting that they were not able to solve the category discrimination on the basis of their knowledge of

Table 1

Categories and novel names of psychopathological disorders used to develop the case studies for Experiment 1 and Experiment 2.

Categories of psychopathological disorders	Novel names assigned
Obsessive Compulsive Disorder	Duv
Phobia Disorder	Baj
Schizophrenia Disorder	Tem
Attention Deficit Disorder (Inattentive Type)	Pliq
Attention Deficit Disorder Hyperactive and Impulsive Type	Hix
Depression Disorder	Wos

Table 2

Means and standard deviations of all test blocks for each presentation condition (Experiment 1).

Test block	Presentation conditions			
	Massed		Spaced	
	M	SD	M	SD
1	0.18	0.20	0.49	0.20
2	0.30	0.22	0.52	0.23
3	0.40	0.25	0.53	0.28

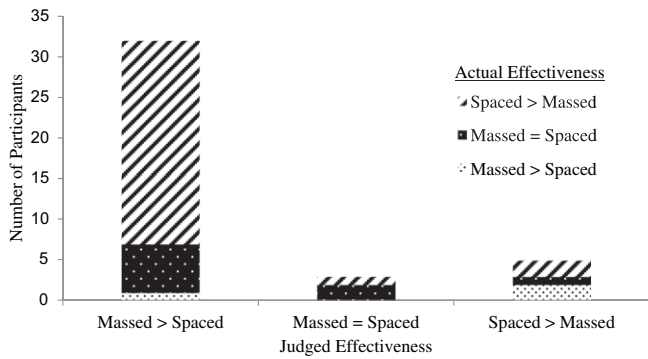


Fig. 2. Number of participants (out of 40) who judged massing as more effective than, equally effective as, or less effective than spacing in Experiment 1. For each judgement, the number of participants is divided according to their actual performance in the spaced condition relative to the massed condition.

introductory Psychology. It is likely that the use of nonsense labels for the categories discouraged them from trying to apply their prior knowledge to the task. In terms of the spacing effect, Experiment 1 provided results that are consistent with past studies (e.g., Kornell & Bjork, 2008; Kornell et al., 2010). Participants' performance in the spaced condition outperformed their performance in the massed condition. Performance in the massed condition was greatly improved over test blocks and this could be due to the accuracy feedback they received after each test trial. Performance in the spaced condition demonstrated high accuracy from the first test block. On the post-experimental questionnaire the majority of participants appeared to believe that massed presentation made it easier to recognise the nature of each individual psychopathological category during the presentation or study phase.

3. Experiment 2

To further investigate the generality of the spacing effect over texts, Experiment 2 was performed to determine if the spacing effect can also be generalised to aurally presented texts. Using the auditory modality is a primary method of teaching in the school classroom and in university lectures, thus it would be interesting to find out whether or not spacing the textual material presented aurally also enhances learning.

3.1. Method

3.1.1. Participants and design

Participants were 40 students (27 females, 13 males) from an introductory psychology class who received course credit to participate in the experiment. All major aspects of the design of Experiment 2 were identical to those in Experiment 1 except that the case studies were aurally presented during the presentation phase.

3.1.2. Materials

The materials (i.e., case studies) used in this experiment were identical to those used in Experiment 1 (see Table 1). Each case study was recorded onto the computer by an Australian speaker, with a maximum duration of 40 s.

3.1.3. Procedure

The procedure for Experiment 2 was identical to that used in the previous experiment, except that in the presentation phase, each case study was aurally presented to the participants for approximately 40 s. While participants listened to each of the case studies,

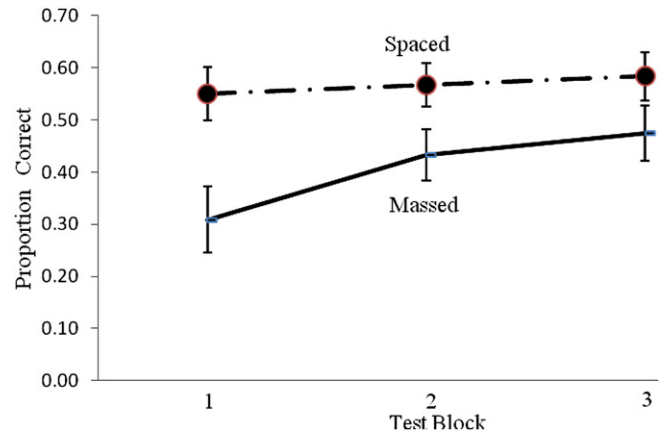


Fig. 3. Proportion of psychopathology disorder categories selected correctly on the test in Experiment 2, as a function of presentation condition (spaced or massed) and test block. Error bars represent standard errors.

the novel label of the of the corresponding category was displayed on the computer screen.

3.2. Results

A two-way repeated measures ANOVA was conducted on the data for Experiment 2. With respect to Hypothesis 2, we found that participants' performance in spaced study was significantly better than their performance in massed study, $F(1, 39) = 11.72$, $p = .001$, $\eta_p^2 = .23$, and participants' performance had also increased significantly across test blocks, $F(2, 78) = 4.34$, $p = .016$, $\eta_p^2 = .10$ (as illustrated in Fig. 3), which was consistent with the findings of the first experiment. However, the interaction between presentation condition and test blocks was not significant, $F(2, 78) = 1.62$, $p = .204$. Table 3 shows the means and standard deviations for all test blocks in each presentation condition (i.e., massed vs. spaced) for Experiment 2.

Interestingly, with regard to Hypothesis 3, participants' responses to the questionnaire administered after the test revealed consistency with the previous experiment. A one-way Chi-square analysis showed a significant difference between the three judgement options, $\chi^2(2, N = 40) = 10.55$, $p = .005$. Of a total of 40 participants, a majority of 23 (57.5%) claimed massed presentation was best, eight (20.0%) claimed spaced and nine (22.5%) judged that both massed and spaced conditions contributed equally in helping them to learn during the learning phase, regardless of their performance in the two conditions (i.e., massed and spaced), as depicted in Fig. 4. With respect to categorisation performance, 23 (57.5%) of the participants performed better in spaced condition, 10 (25%) performed better in massed condition while another seven (17.5%) participants performed equally effectively in both massed and spaced conditions.

Table 3

Means and standard deviations of all test blocks for each presentation condition (Experiment 2).

Test block	Presentation conditions			
	Massed		Spaced	
	M	SD	M	SD
1	0.31	0.40	0.55	0.33
2	0.43	0.31	0.57	0.26
3	0.48	0.34	0.58	0.29

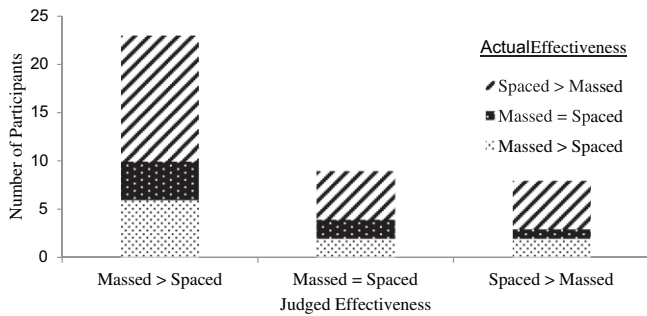


Fig. 4. Number of participants (out of 40) who judged massing as more effective than, equally effective as, or less effective than spacing in Experiment 2. For each judgement, the number of participants is divided according to their actual performance in the spaced condition relative to the massed condition.

3.3. Discussion

The results of Experiment 2 replicated the results of Experiment 1, in that performance was significantly better in the spaced condition and significantly increased over the test block. Furthermore, when using the aurally presented cases as the learning material, participants demonstrated a similar pattern of judgements favouring massed presentation, as in Experiment 1 (which used visually presented case studies).

4. General discussion

Two experiments were conducted in the present study, which aimed to examine the effect of presentation style (massing versus spacing) on inductive learning. Both experiments were extensions to Kornell and Bjork's (2008) study. The results of the two experiments revealed that induction profited from spacing. Interestingly, both experiments provided experimental evidence confirming the generalisability of the spacing effect to texts, regardless of whether they were visually or aurally presented (Hypotheses 1 and 2).

The better performance in the spaced condition could be attributed to the effects of spacing on the discrimination process that is involved in induction. Furthermore, because the present study provides no evidence of the effect of temporal spacing without interleaving in inductive learning, there is a possibility that interleaving, and not spacing itself, may be the primary factor in facilitating discrimination learning (cf. Kornell & Bjork, 2008). In the spaced condition, the categories of the learning materials (i.e., psychopathological disorder names used in Experiment 1 and Experiment 2) were interleaved, which might have enhanced discrimination learning, allowing the participants to compare and contrast consecutive exemplars to identify the different categories of the psychopathological disorders illustrated by the case studies. This key question is the focus of ongoing research which examines interleaving and the nature of the discrimination between categories. Additionally, a recent report by Kang and Pashler (in press) indicates that, in their task which used painter names and painting styles, interleaving is the primary causal factor in the benefits of spacing for induction.

Kornell and Bjork (2008) also endorsed the argument by Kurtz and Hovland (1956), that stated, "When the degree of discriminability is low it might be expected that the placing of exemplars from different concepts in juxtaposition would facilitate discrimination learning" (p. 242). It is likely that the paintings used in Kornell and Bjork (2008) had a low degree of discriminability, probably due to the fact that the dimensions of the paintings go beyond superficial aspects (e.g., colour). Thus it was more difficult for participants to

discriminate the paintings and this would provide an advantage to the interleaving of exemplars in the spaced condition. In the present study, the case studies were based upon four factors of symptoms (Cognitive, Behavioural, Physical and Physiological). In light of the argument put forth by Kurtz and Hovland (1956), the question that may be asked here is, why did induction profit from spacing in this situation when the four factors of symptoms seem definable? Understanding and distinguishing between the symptoms should have been easier than understanding the style of each artist in Kornell and Bjork's (2008) experiment. In answering this question, we first note that even though the dimensions (symptom factors) used in describing the cases in Experiment 1 and Experiment 2 seem definable and distinctive, participants were not informed at any stage of the experiment that they were to study the cases that incorporated these four descriptions of symptoms factors. In other words, participants did not know in advance what the critical dimensions were that differentiated the categories. Exemplars of cases from all six categories were presented to participants and they needed to use induction to extract the four general factors of symptoms from the set of presented case studies. As participants read (Experiment 1) or listened to (Experiment 2) each presented case, they had to understand the nature of the different symptoms of each case based upon the descriptions given, and simultaneously, they had to learn to categorise the cases into six different psychopathological disorders.

Thus, it is likely that the discrimination among categories was difficult, although the case studies outlined the key symptoms that were needed for the classification task. Furthermore, text processing may have added attentional demands that were not present for the paintings. Research on reading has made clear the central role that attention plays on the comprehension process (Kintsch & Van Dijk, 1978). According to Kintsch's model of text comprehension, at the beginning of reading, readers form a mental representation of the text, and during this process, word by word, new propositions and relations are constructed and added to this representation. Later in the integration phase, readers use their knowledge and experience related to the current mental representation to build the most consistent and coherent ideas about the meaning of text. Comprehension is involved in reading as well as in listening, and Kintsch's model applies to both (Kintsch, 1998, pp. 93–120).

In summary, as suggested by Kurtz and Hovland (1956), interleaving may provide an opportunity to compare and contrast exemplars from different categories to help participants solve difficult category discriminations. We have argued that the categories of the textual materials used in the present study were likely to have a low degree of discriminability. When the differences between categories are easy to detect, massed presentations may help participants integrate the members of a category. A question for future research is whether the spacing/interleaving benefit is observed only when category discrimination is difficult.

Spacing may also affect the attention paid to each exemplar. In the context of a memory study, Zechmeister and Shaughnessy (1980) found that subjects tend to overestimate the degree to which they would remember massed items since the same item appears again right after its presentation, causing them to pay little attention to the second and subsequent presentations of the item. In contrast, subjects might not feel overconfident when repetitions of an item are spaced apart and thus might be more likely to pay full attention to the second and next occurrence of a repeated stimulus. Applying this to the inductive learning context, it is likely that the massed condition may produce inattention. For example in the massed condition, participants may experience a sense of familiarity with an exemplar because of its similarity to the prior exemplar, and therefore pay little attention to the second and

subsequent exemplars. On the other hand, the spacing of exemplars may encourage more attention to or deeper processing of the second and next occurrence of an exemplar, resulting in better learning.

The spacing effect found in the present study may also rely on the interaction between induction and abstraction. Vlach et al. (2008) argued that spacing allows time for forgetting, and forgetting promotes abstraction. For the spaced exemplars in the present experiments, the gap between studying the first exemplar and the next exemplar of a particular category allowed time for participants to forget the surface characteristics of each exemplar. Additionally, it allowed the participants to come out with a more general and abstract representation of the central features of those exemplars from the same category. For example, a possible central feature of all cases in schizophrenia disorders is hallucination which can involve any of the five senses (e.g., auditory hallucination and visual hallucination). To provide a rich experiential structure to the case studies, a variety of different types of hallucinations were included. Abstract memories tend to be more durable than concrete memories, thus at testing, the more abstract representations engendered by spacing would be beneficial (Brainerd & Reyna, 2002).

Finally, it has been argued that memory plays an important role in categorisation (Vlach et al., 2008). Vlach et al. claimed that memory is a critical factor in categorisation in two ways, “First the formation of categories depends on one’s ability to remember previous category exemplars” (Vlach et al., 2008, p. 166). As participants attempted to form an idea of the nature of each different psychopathological disorder (as in Experiment 1 and Experiment 2), they needed to remember the nature of the psychopathological disorders in the previous presented exemplars. In other words, it is likely that success in remembering those central features of a particular psychopathological category will facilitate category formation. In the current experiments, a memory benefit for spacing most probably would arise from improved encoding because of the attentional engagement promoted by the category changes from trial to trial, as discussed above. It is possible that memory effects might be more evident over a longer retention interval between presentation and test phases. In all previous research on the spacing effect in inductive learning, as well as in the present study, the spacing effect was measured over a brief term retention as the test was given shortly after the study phase. In future research it would be interesting to examine the effect of spacing on longer term retention, which obviously is also important for educational practice.

Most interesting in the present findings is that the majority of the participants judged massing as more effective than spacing, when their actual performance revealed the opposite (Hypothesis 3). One possible factor for explaining these results is the sense of familiarity towards the similar exemplars that were presented consecutively in the massed condition. Familiarity may not only reduce attentional engagement, as argued previously, but also affect the participants’ perception of the effort that they have made. If participants viewed massed presentation as involving or requiring less effort, they may have inferred that the learning task was easier in the massed condition, and thus that their learning outcomes were better than in the spaced condition. It would be interesting to further examine this familiarity explanation in future research.

With respect to the use of feedback during the test phase in the present study, we provided accuracy feedback after each test trial. As mentioned previously, we pilot-tested Kornell and Bjork’s (2008) experiment with paintings, and the accuracy feedback during the test stage facilitated the comparison with their findings. In order to maintain consistency in the approach over materials, we maintained the feedback in the present experiments with textual

material. Thus we were able to make a fair comparison of the participants’ performance across all experiments with paintings and texts (visual and auditory). Apparently, in both experiments of the present study, the difference between massed and spaced was observed in the very first block of testing (and in fact was the largest there – see Figs. 1 and 3), when presumably, feedback had minimal influence. This indicates that the inclusion of feedback did not compromise the results of the present study. However, the interaction effect found in Experiment 1 might be due to providing feedback during testing.

5. Conclusions

In summary, this study provides evidence that the spacing superiority effect can be generalised to the learning of categories from descriptive texts and that, extending Kornell and colleagues’ finding (i.e., Kornell & Bjork, 2008; Kornell et al., 2010), the majority of the learners incorrectly believed that massed learning was superior to spaced learning. A consistent finding on the spacing effect obtained in both experiments of the present study seems to suggest that there is a good generality of the finding of the spacing effect in category learning.

In terms of the practical implications, the present study provides experimental evidence regarding the importance of spacing in category learning. It is undeniable that the way the learning materials (e.g., pictures and texts) are presented during the learning process is crucial to ensure effective learning, as in a lecture or speech. The present study provides evidence that in category learning, regardless of the type of presentation (either by visually presented texts or aurally presented texts), induction benefits from the spaced presentation of exemplars. Inductive learning, or in particular, category learning is generally important at all levels of education, be it at school, college or university. Given the evidence from the present study, as well as from several earlier studies (e.g., Kornell & Bjork, 2008; Kornell et al., 2010; Vlach et al., 2008) which confirmed that induction profited more from spacing (and not massing), a more informed approach in category learning could be planned by educators in order to achieve the optimal benefits of the spacing effect in induction of the categories taught to the students.

A second practical implication for university and other educational contexts concerns the dissociation between performance measures and student judgement. In each of the two studies, students believed they had benefited more from massed presentation, when the opposite was shown by their performances, to be true. Reliance on student judgements about conditions which assist their learning would seem questionable in light of these findings.

Appendix

Examples of case studies from Experiment 1 and Experiment 2

Category TEM (Schizophrenia disorder)

Sample 1: Wills, 35 years old, is a successful businessman but lately, his behavioural changes seemed to affect his relationship with clients. Since 6 months ago, he had begun to hear voices that tell him he is not a good man. He has begun to talk to himself about how bad he is during meetings with clients. This has affected his relationship with clients. At the office, his workers were shocked by his very rapid changing mood, from happy to sad to angry, for no apparent reason. When he talked, it seemed that he was having thought disturbances, as he mixed up unrelated issues and could not connect his thoughts logically. He also keeps rolling up his tongue and that is somewhat annoying to his workers.

Sample 2: Melinda, a 40-year old lady complained to her neighbours that she was fearful, depressed, and couldn't get off to sleep at night. She said she had been seeing her late mother lately, and her mother told her that her husband was going to hurt her badly. Melinda's husband was confused with Melinda's unusual behaviour, such as staring at him and locking herself in another room at night to avoid him. Two weeks later, Melinda ran away and stayed with her friend. While there, she wrote a letter to her husband saying that she was protected by a superpower and can never be hurt by anybody.

Category PLIQ (Attention Deficit Disorder-hyperactive and impulsive type)

Sample 1: Ben, 11 years old, is a cheerful child, who often has problems in concentrating and following instructions by his teacher at school. When he does his schoolwork, he will make one or two scribbles on it and then he will start to giggle and whisper with his classmates. At home, Ben often fails to complete the house work assigned to him by his parents. For exemplar, when asked to clean up his room, he does it for a minute and then does something else which will also left unfinished. Lately, Ben also complains that he often feels hot and he drinks more water than he usually does.

Sample 2: Maria, age 4, had problems at preschool. Her teacher said that she seemed disorganized and inattentive when performing school activities. When she drew something, her teacher had to repeat instructions, and Maria always left half-finished drawings all over her classroom. When she played at a puzzle, she did it half way, and then she left the incomplete work for other activities. Another thing that has become apparent in Maria lately is that her hands sweat a lot though she was just doing relaxing activities. Her teacher also found that she can get very angry if she can't get what she wants, e.g., when she wants to play on the swing but the swings are all occupied.

References

- Appleton-Knapp, S. L., Bjork, R. A., & Wickens, T. D. (2005). Examining the spacing effect in advertising: encoding variability, retrieval processes and their interaction. *Journal of Consumer Research*, 32, 266–276, doi:10.1086/432236.
- Brainerd, C. J., & Reyna, V. F. (2002). Fuzzy-trace theory and false memory. *Current Directions in Psychological Science*, 11, 164–169, doi:10.1111/1467-8721.00192.
- Cepeda, N. J., Pashler, H., Vul, E., Wixted, J. T., & Rohrer, D. (2006). Distributed practice in verbal recall tasks: a review and quantitative synthesis. *Psychological Bulletin*, 132, 354–380, doi:10.1037/0033-2909.132.3.354.
- Childers, J. B., & Tomasello, M. (2002). Two-year-olds learn novel nouns, verbs, and conventional actions from massed or distributed exposures. *Developmental Psychology*, 38, 967–978, doi:10.1037//0012-1649.38.6.967.
- Cornell, E. H. (1980). Distributed study facilitates infants' delayed recognition memory. *Memory and Cognition*, 8, 539–542, doi:10.3758/BF03213773.
- Dellarosa, D., & Bourne, L. E., Jr. (1985). Surface form and the spacing effect. *Memory and Cognition*, 13, 529–537, doi:10.3758/BF03198324.
- Dempster, F. N. (1996). Distributing and managing the conditions of encoding and practice. In E. L. Bjork, & R. A. Bjork (Eds.), *Memory: Handbook of perception and cognition* (pp. 317–344). San Diego, CA: Academic Press.
- Donovan, J. J., & Radosevich, D. J. (1999). A meta-analytic review of the distribution of practice effect: now you see it, now you don't. *Journal of Applied Psychology*, 84, 795–805, doi:10.1037/0021-9010.84.5.795.
- Ebbinghaus, H. (1964). *Memory: A contribution to experimental psychology* (H.A. Ruger, C.E. Bussenius, & E.R. Hilgard, Trans.). New York: Dover Publications, Inc. (Original work published in 1885).
- Ebbinghaus, H. (1985/1913). *Memory: A contribution to experimental psychology* (H. A. Ruger, & C. E. Bussenius, Trans.). New York: Columbia University.
- Gagne, R. M. (1950). The effect of sequence of presentation of similar items on the learning of paired-associates. *Journal of Experimental Psychology*, 40, 61–73, doi:10.1037/h0060804.
- Glenberg, A. M., & Lehmann, T. S. (1980). Spacing repetitions over 1 week. *Memory and Cognition*, 8, 528–538.
- Glover, J. A., & Corkill, A. J. (1987). Influence of paraphrased repetitions on the spacing effect. *Journal of Educational Psychology*, 79, 198–199.
- Helsdingen, A. S., Van Gog, T., & Van Merriënboer, J. J. G. (2011). The effects of practice schedule on learning a complex judgment task. *Learning and Instruction*, 21, 126–136, doi:10.1016/j.learninstruc.2009.12.001.
- Hintzman, D. L., & Rogers, M. K. (1973). Spacing effects in picture memory. *Memory and Cognition*, 1, 430–434.
- Kang, S. H. K., & Pashler, H. Learning painting styles: spacing is advantageous when it promotes discriminative contrast. *Applied Cognitive Psychology*, in press. doi:10.1002/acp.1801.
- Kintsch, W. (1998). *Comprehension: A paradigm for cognition*. New York: Cambridge University Press.
- Kintsch, W., & Van Dijk, T. A. (1978). Toward a model of text comprehension and production. *Psychological Review*, 85, 363–394, doi:10.1037/0033-295x.85.5.363.
- Kornell, N., & Bjork, R. A. (2008). Learning concepts and categories: is spacing the "enemy of induction"? *Psychological Science*, 19, 585–592, doi:10.1111/j.1467-9280.2008.02127.x.
- Kornell, N., Castel, A. D., Eich, T. S., & Bjork, R. A. (2010). Spacing as the friend of both memory and induction in young and older adults. *Psychology and Aging*, 25, 498–503, doi:10.1037/a0017807.
- Kurtz, K. H., & Hovland, C. I. (1956). Concept learning with differing sequences of exemplars. *Journal of Experimental Psychology*, 51, 239–243.
- Melton, A. W. (1970). The situation with respect to the spacing of repetitions and memory. *Journal of Verbal Learning and Verbal Behavior*, 9, 596–606.
- Nisbett, R. E., & Wilson, T. D. (1977). Telling more than we can know: verbal reports on mental processes. *Psychological Review*, 84, 231–259, doi:10.1037/0033-295x.84.3.231.
- Rea, C. P., & Modigliani, V. (1987). The spacing effect in 4- to 9- year-old children. *Memory and Cognition*, 15, 436–443, doi:10.3758/BF03197733.
- Rothkopf, E. Z., & Coke, E. U. (1966). Variations in phrasing and repetition interval and the recall of sentence material. *Journal of Verbal Learning and Verbal Behavior*, 5, 86–91, doi:10.1016/S0022-5371(66)80111-1.
- Toppino, T. C. (1993). The spacing effect in preschool children's free recall of pictures and words. *Bulletin of the Psychonomic Society*, 31, 27–30.
- Vlach, H. A., Sandhofer, C. M., & Kornell, N. (2008). The spacing effect in children's memory and category induction. *Cognition*, 109, 163–167, doi:10.1016/j.cognition.2008.07.013.
- Wahlheim, C. N., Dunlosky, J., & Jacoby, L. L. (2011). Spacing enhances the learning of natural concepts: an investigation of mechanisms, metacognition, and aging. *Memory and Cognition*, doi:10.3758/s13421-010-0063-y.
- Wulf, G., & Shea, C. H. (2002). Principles derived from the study of simple skills do not generalize to complex skill learning. *Psychonomic Bulletin and Review*, 9, 185–211, doi:10.3758/BF03196276.
- Zechmeister, E. B., & Shaughnessy, J. J. (1980). When you know that you know and when you think that you know but you don't. *Bulletin of the Psychonomic Society*, 15, 41–44.